

# CLUB DATA NEWSLETTER – UPDATE AVAILABLE

## This newsletter will be coming out every month to:

- Remind you that there is a new software update on the Clubdata.Com website
- Provide tidbits, helpful hints, and instructions that you may find interesting

## Software Updates:

Club Office software is being updated continuously, either to add new features or to correct situations that have been identified. It is our hope that all users on support will take the time to update their software once a month, on the first or after, so that everyone is on the “latest and greatest” version of code and can take advantage of the latest features. From a support standpoint, we prefer to not be in the position to explain to users that their issue has been resolved in one of the prior updates to the software.

## Instructions for downloading:

1. On ClubData.Com, go to Customer Login and then go to Software Updates.
2. Click on Club Office Professional



**Club Data Customer Support**  
*Quality software systems and exceptional customer service*

Home

**Software Updates and Patches**

Please click on a picture or link below to go to that respective download area.

Help/Procedures

FAQ

 [Club Office Professional](#)

## 3. Result:



**Club Data Customer Support**  
*Quality software systems and exceptional customer service*

Home

**Club Office Updates & Patches**

Software Updates

Help/Procedures

FAQ

Miscellaneous

Forms & Supplies

Links

Main Web Site

- [Current Updates](#)
- [Prior updates](#)
- [Supplemental Modules](#)
- [How to Install a Club Office Update](#)

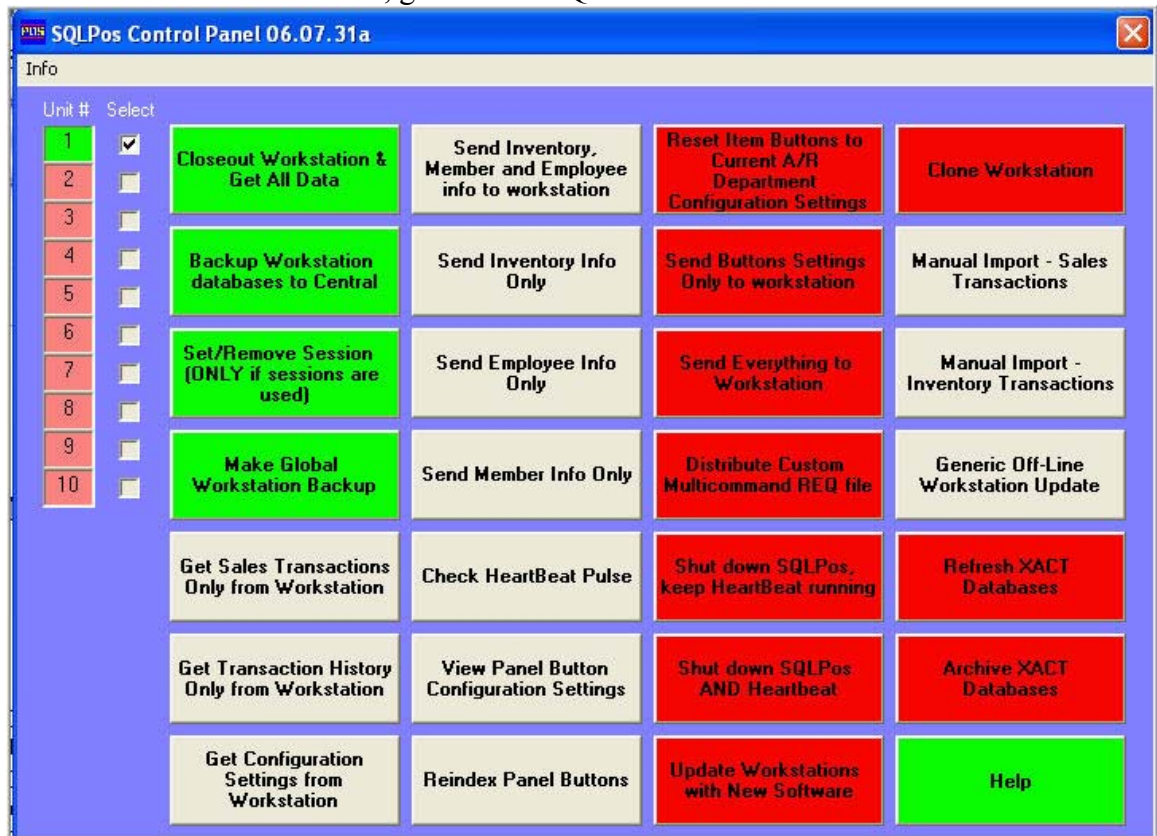
---

**Current Updates** (be sure to scroll down the list for any *new* items!)

- [updatecdco.exe - July 31, 2006](#) [Download Now](#)  
**INSTALL THIS RELEASE IF YOU DO NOT HAVE SQLPOS POINT OF SALE.** This release constitutes a complete release of all software modules, report templates and help files. After installation, when you try to start Club Office, you'll be taken to the database update utility. Run it and then start Club Office afterward.
- [updatecdcoplus.exe - July 31, 2006](#) [Download Now](#)  
**INSTALL THIS RELEASE IF YOU DO HAVE SQLPOS POINT OF SALE.** This is for users who have SQLPos Point of Sale installed on their systems and it includes both the normal Club Office update and SQLPos Point of Sale update in one installer package. Your SQLPos serial number is required for installation. After installation and running the database update, you can distribute the software update to the remote workstations via the SQLPos Control Panel.

## CLUB DATA NEWSLETTER – UPDATE AVAILABLE

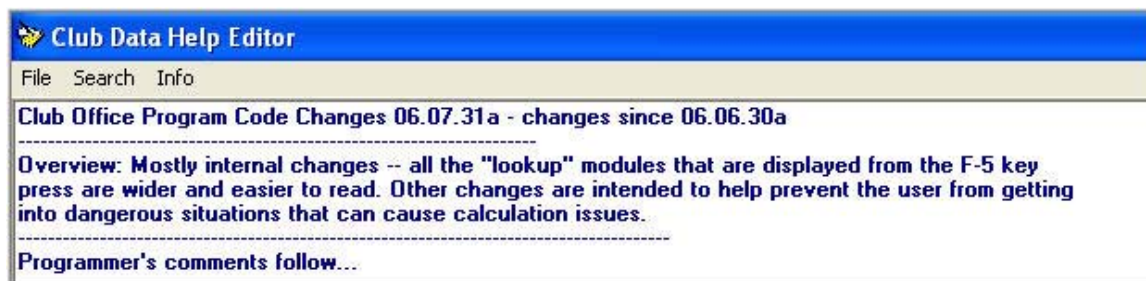
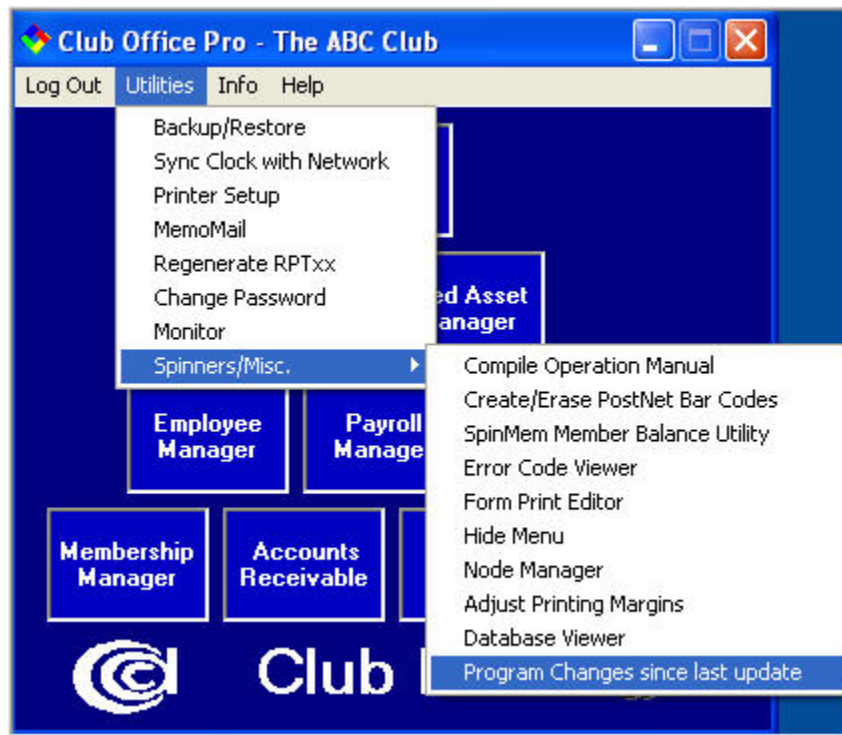
- If you just have Club Office, click on the [updatecdco.exe](#) Download Now button.
  - If you just have both Club Office and the SQLPos module, click on the [updatecdcoplus.exe](#) Download Now button.
  - Follow the instructions to update Club Office.
4. If you have SQLPos, you also need to update each of the POS registers after Club Office has been updated. To update the registers:
- Activate Heartbeat on each of the registers and then move to the A/R module from the pyramid.
  - From the A/R module, go to File / SQLPos Control Panel.



- Wait for each of the registers' unit number box to turn green.
- Click in the Select box for each of the workstation units
- Press the red "Update Workstations with New Software" button (bottom of third column) and wait for the software to be pushed out to the workstations and the Unit # box turns green again. The process will actually involve shutting down the workstation and Heartbeat, updating the software, and then restarting Heartbeat and POS.

## CLUB DATA NEWSLETTER – UPDATE AVAILABLE

Updating your system on a monthly basis is an important activity that should be placed on the monthly calendar. You can quickly review the changes and enhancements by reviewing the list from the pyramid.



Please share this newsletter as applicable with your colleagues.